




CREATING VIDEOS WITH AVATARS

Lets build our own
speaking avatar




PRESENTATIONS

who is who - in 15 sec

WELCOME, TODAY WE WILL

- Learn how to create a full AI video
- Use ChatGPT to write a script
- Use HeyGen to make your avatar speak
- Have fun creating something unique!

Goal: By the end, you'll have your own video!



WHAT'S AN AVATAR VIDEO?

An avatar video is a video where an AI person talks using your script! It can look:

Realistic

Animated

Professional, Fun, Gotic, Cartoonish, Action figure



WHY USE AVATAR VIDEOS?

- No camera or acting needed
- Fast & simple
- Great for TikTok, Reels, school projects
- You can speak any language!



THE TOOLS

ChatGPT

helps you write your video script and
generate your own avatar image

HeyGen

makes your avatar talk



CHATGPT PROMPT 1


- **Upload foto** of yourself or any allowed public usable photo to represent your avatar (no image rights infringement)

- **Ask ChatGPT**

Example: “Use this photo as a basis to create an image of a friendly teacher avatar but with a look of korean animé with a school scenario in the background’

Prompt basis: “Use this photo as a basis to create an image of a [describe your character] avatar but with a look [describe the type of cartoon/realistic look] with [describe your type of background] scenario in the background’

- **Download the image**




CHATGPT PROMPT 2

- **Ask ChatGPT**

Write a short, funny 30-second video script for friendly teacher avatar, with limit 420 characters. The topic: how to give a big welcome to the Erasmus students that just came to Azores. Extra:

- 5–8 lines max
- Keep it conversational and natural
- Add humor or a fun ending!
- very simple script and short to fit heygen free
- no change of scenario or extra music or change of plan
- write in first person as the subject is only one
- english language, female adult voice

Prompt basis: “Write a short, funny 1-minute video script for [describe your character] avatar. The topic: [describe the topic you want to talk about]. Extra: [describe extra time details, length and tone]



HEYGEN

- Create → Create a video → Photo to video
- Upload image of avatar to Heygen
- Add the script (copy/paste from chatgpt)
- Add this to the motion part: The subject is a teacher.
Subject talks animatedly while maintaining direct eye contact with the camera. Background elements subtly move to enhance realism. Camera remains absolutely static.
- and then choose voice
- Generate the avatar video





THANK YOU!

@mompreneursembs

mompreneursembs.com

info@mompreneursembs.com